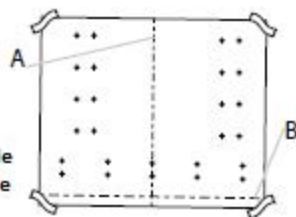


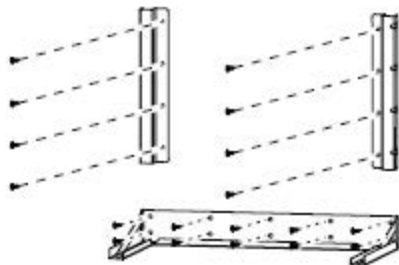
MONTAGE EN 6 ÉTAPES FACILES

- 1** Faites des trous en suivant le guide d'installation

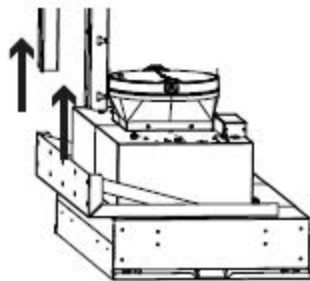


A. Ligne centrale
B. Ligne de base

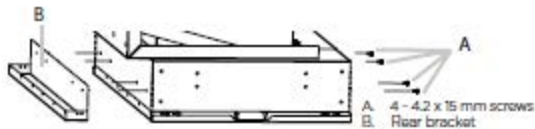
- 2** Fixer les supports de bracket.



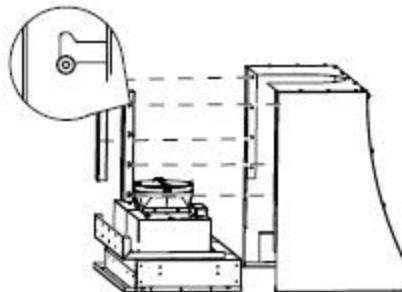
- 3** Fixer la hotte au support inférieur



- 4** Visser la traverse à la hotte encastrable



- 5** Raccordez la coquille aux supports supérieurs en glissant les oeillets



- 6** Visser la hotte à la coquille

